



# PROFESSIONAL PLASTICS

## Thermobarb® Plastic

### Plastic Barbed Fittings & Hose Nipples



- Precision molded in nylon-6, high density polyethylene, PVDF, polypropylene, glass-fiber reinforced nylon, or glass-fiber reinforced polypropylene
- Lightweight, compact, easy to install and disconnect
- High impact strength
- Excellent chemical resistance
- REACH and RoHS compliant
- Free of phthalates



#### **NATURAL NYLON** Series 500

- Formulated to resist physical stress and abrasion
- Material: nylon 6 compound, NSF-51 and NSF-61 listed; FDA-approved ingredients
- Free of animal derived ingredients and conflict minerals
- Maximum Operating Temperature\*\*: 149°F
- Excellent mechanical properties and strength
- Limited styles in 1-1/4" and 1-1/2" sizes are available; call for details

#### **BLACK POLYETHYLENE (PE)** Series 501

- Formulated for chemical compatibility and high impact resistance at lower temperatures
- Material: bimodal polyethylene
- Free of animal derived ingredients, conflict minerals and BPA
- California Prop 65 compliant
- Minimum Temperature\*\*: -103°F

#### **NATURAL PVDF** Series 507

- Formulated to resist creep and fatigue under mechanical stress and load
- Offers excellent resistance to abrasion and UV
- Excellent chemical resistance
- Material: semi-crystalline, low molecular weight, vinylidene fluoride polymer with FDA and USP Class VI approved ingredients
- Free of animal derived ingredients, conflict minerals and BPA
- California Prop 65 compliant
- Maximum Operating Temperature\*\*: 239°F

#### **NATURAL POLYPROPYLENE (NATURAL PP)** Series 502

- Formulated for excellent chemical and solvent resistance
- Material: high impact polypropylene copolymer, FDA-approved ingredients
- Free of animal derived ingredients, conflict minerals and BPA
- California Prop 65 compliant
- Maximum Operating Temperature\*\*: 220°F
- A robust barb and fitting design

#### **BLACK POLYPROPYLENE (BLACK PP)** Series 508

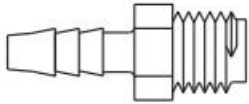
- Formulated for excellent chemical and solvent resistance
- Material: high impact polypropylene copolymer, FDA-approved ingredients
- Free of animal derived ingredients, conflict minerals and BPA
- California Prop 65 compliant
- Maximum Operating Temperature\*\*: 220°F
- A robust barb and fitting design

**See page 6 for other POLYPROPYLENE Thermobarb fittings in styles such as Y and 4-way connectors.**

\*\*Values listed are typical for the material used in manufacture, except where noted, and are meant only as a guide to aid in design. Field testing should be performed to find the actual values for your application. Clamps must be used in higher pressure applications; testing recommended.

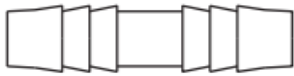
■ Note that sizes are listed first due to the variety of materials offered

**Male Adapter**



HOSE ID x NPT (IN.)	PART NO. <i>NYLON</i>	PART NO. <i>PE</i>	PART NO. <i>PVDF</i> *†	PART NO. <i>NATURAL PP</i>	PART NO. <i>BLACK PP</i>	PACKAGE QUANTITY EXCEPT PVDF†
5/32 x 1/8				502 2983	508 0110	100
3/16 x 1/8	500 0030	501 0033		502 3004	508 0131	100
3/16 x 1/4	500 0170	501 0173		502 3025	508 0152	100
1/4 x 1/8	500 0065	501 0068		502 3067	508 0194	100
1/4 x 1/4	500 0205	501 0208		502 3088	508 0215	100
1/4 x 3/8	500 0345	501 0348		502 3109		10 or 100‡
1/4 x 1/2	500 0555*	501 0558			508 0257*	100
5/16 x 1/8		501 0103		502 3172		100
5/16 x 1/4	500 0240	501 0243		502 3193		100
3/8 x 1/8	500 0135	501 0138		502 3235		100
3/8 x 1/4	500 0275	501 0278	507 0317	502 3256	508 0383	100
3/8 x 3/8	500 0415	501 0418		502 3277		100 <sup>^^</sup>
3/8 x 1/2	500 0590	501 0593		502 3298	508 0425	100
3/8 x 3/4	500 0800	501 0768		502 3326		100
1/2 x 1/4	500 0310	501 0313		502 3347		100
1/2 x 3/8	500 0450	501 0453		502 3368		100
1/2 x 1/2	500 0625	501 0628		502 3389	508 0516	100 <sup>^^</sup>
1/2 x 3/4	500 0835	501 0803		502 3410	508 0537	50 or 100††
5/8 x 3/8	500 0485	501 0488			508 0558*	100
5/8 x 1/2	500 0660	501 0663				50
5/8 x 3/4	500 0870	501 0838		502 3480		50
3/4 x 1/2	500 0695	501 0698		502 3501		50
3/4 x 3/4	500 0905	501 0873		502 3522	508 0649	50
3/4 x 1	500 0975*			502 3543		50
1 x 1/2	500 0730					50
1 x 3/4	500 0940			502 3585		50
1 x 1	500 1010			502 3606	508 0733	50

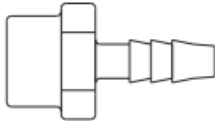




**Connector**

HOSE ID (IN.)	PART NO. NYLON	PART NO. PE	PART NO. NATURAL PP	PART NO. BLACK PP	PACKAGE QUANTITY
1/8	500 1185 <sup>^</sup>	501 1048 <sup>^</sup>	502 3795 <sup>^</sup>	508 0922 <sup>^</sup>	100
3/16	500 1220	501 1083	502 3809		100
1/4	500 1255	501 1118	502 3823		100
5/16	500 1290	501 1153	502 3837		100
3/8	500 1325	501 1188	502 3851		100
1/2	500 1360	501 1223	502 3865		100
5/8	500 1395 <sup>*</sup>	501 1258 <sup>*</sup>	502 3879	508 1006	50
3/4	500 1430	501 1293	502 3893		50 or 100 <sup>††</sup>
1	500 1465 <sup>*</sup>		502 3907		50

**Female Adapter**



HOSE ID x FNPT (IN.)	PART NO. NYLON	PACKAGE QUANTITY
3/16 x 1/8	500 5861 <sup>^</sup>	100
3/16 x 1/4	500 5868 <sup>^</sup>	100
1/4 x 1/4	500 5903	100
3/8 x 1/8	500 5966	100
3/8 x 1/4	500 5973	100
3/8 x 3/8	500 5980	100
3/8 x 1/2	500 5987	100
1/2 x 1/4	500 6022	100
1/2 x 3/8	500 6029	100
1/2 x 1/2	500 6036	100
5/8 x 1/2	500 6064	50
3/4 x 3/4	500 6106	50

<sup>^</sup>Available in single-barb style only — actual product differs from illustration.

\*Limited stock availability; lead times and minimums may apply — call for details.

†PVDF fittings are packaged and sold in bags of 5,000 fittings per bag.

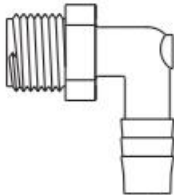
‡Nylon and PE sold in quantities of 10 pcs; other materials (except PVDF) sold in quantities of 100 pcs.

<sup>^^</sup>Nylon sold in quantities of 10 pcs; other materials (except PVDF) sold in quantities of 100 pcs.

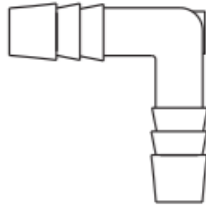
††Nylon sold in quantities of 100 pcs; other materials (except PVDF) sold in quantities of 50 pcs.

■ Note that sizes are listed first due to the variety of materials offered

**Male 90° Elbow**



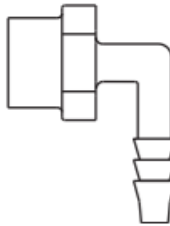
HOSE ID x NPT (IN.)	PART NO. NYLON	PART NO. PE	PART NO. PVDF <sup>*†</sup>	PART NO. NATURAL PP	PART NO. BLACK PP	PACKAGE QUANTITY EXCEPT PVDF <sup>†</sup>
3/16 x 1/8	500 3215	501 3008		502 5356	508 2483	100
3/16 x 1/4	500 3355 <sup>^</sup>	501 3148 <sup>*</sup>		502 5370		100
1/4 x 1/8	500 3250	501 3043		502 5412	508 2539	100
1/4 x 1/4	500 3390	501 3183		502 5426	508 2553	100 or 200 <sup>‡‡</sup>
1/4 x 3/8	500 3530	501 3323		502 5440		10 or 100 <sup>#</sup>
1/4 x 1/2	500 3670 <sup>*</sup>	501 3498 <sup>*</sup>				100
1/4 x 3/4		501 3673 <sup>*</sup>				100
5/16 x 1/8	500 3285	501 3078				100
5/16 x 1/4	500 3425	501 3218		502 5517		100
3/8 x 1/8	500 3320	501 3113		502 5566		100 <sup>^^</sup>
3/8 x 1/4	500 3460	501 3253	507 2641	502 5580	508 2707	100
3/8 x 3/8	500 3565	501 3393			508 2721	100
3/8 x 1/2	500 3705	501 3533		502 5608		100
3/8 x 3/4				502 5622		100
1/2 x 1/4	500 3495	501 3288		502 5671	508 2798	100
1/2 x 3/8	500 3600			502 5685	508 2812	100
1/2 x 1/2	500 3740	501 3568		502 5699	508 2826	100
1/2 x 3/4	500 3950	501 3743				50
5/8 x 3/8		501 3463		502 5748	508 2875	100
5/8 x 1/2	500 3775	501 3603		502 5762		50
5/8 x 3/4	500 3985					50
3/4 x 1/2	500 3810	501 3638		502 5825		50
3/4 x 3/4	500 4020	501 3813		502 5839		50
1 x 1/2	500 3845					50
1 x 3/4	500 4055					50
1 x 1	500 4090			502 5916	508 3043	50



### Barbed 90° Elbow

HOSE ID x HOSE ID (IN.)	PART NO. <i>NYLON</i>	PART NO. <i>PE</i>	PART NO. <i>PVDF</i> <sup>†</sup>	PART NO. <i>NATURAL PP</i>	PART NO. <i>BLACK PP</i>	PACKAGE QUANTITY EXCEPT PVDF <sup>†</sup>
1/4 x 1/4	500 2795	501 2623		502 5041	508 2168	100
3/8 x 3/8	500 2830	501 2658		502 5076	508 2203	100
1/2 x 1/4	500 2865	501 2693		502 5111		100
1/2 x 3/8	500 2900	501 2728		502 5125		100
1/2 x 1/2	500 2935	501 2763		502 5139	508 2266	100
5/8 x 5/8	500 2970	501 2798	507 2235	502 5174	508 2301	50
3/4 x 3/4	500 3005			502 5223		50
1 x 1	500 3040			502 5272		50

### Female 90° Elbow



HOSE ID x FNPT (IN.)	PART NO. <i>NYLON</i>	PACKAGE QUANTITY
1/4 x 1/8	500 5567	100
1/4 x 1/4	500 5574	100
3/8 x 1/8	500 5637	100
3/8 x 1/4	500 5644	100
3/8 x 3/8	500 5651	100
1/2 x 1/4	500 5686	100
1/2 x 3/8	500 5693	100
1/2 x 1/2	500 5700	100

**^Available in single-barb style only — actual product differs from illustration.**

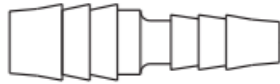
\*Limited stock availability; lead times and minimums may apply — call for details.

†PVDF fittings are packaged and sold in bags of 5,000 fittings per bag.

^^Nylon sold in quantities of 10 pcs; other materials (except PVDF) sold in quantities of 100 pcs.

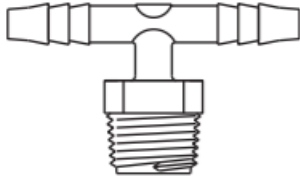
‡Nylon sold in quantities of 200 pcs; other materials (except PVDF) sold in quantities of 100 pcs.

#PE sold in quantities of 10 pcs; other materials (except PVDF) sold in quantities of 100 pcs.



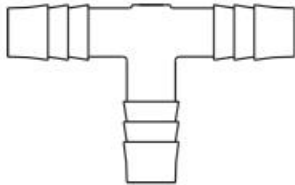
### Reducer Connector

HOSE ID x HOSE ID (IN.)	PART NO. <i>NYLON</i>	PART NO. <i>PE</i>	PART NO. <i>PVDF</i> *†	PART NO. <i>NATURAL</i> <i>PP</i>	PART NO. <i>BLACK</i> <i>PP</i>	PACKAGE QUANTITY EXCEPT PVDF†
1/4 x 1/8	500 1640	501 1503		502 4019*	508 1146	100
1/4 x 3/16	500 1675	501 1538		502 4033		100 <sup>^^</sup>
3/8 x 1/4	500 1710	501 1573		502 4047		100
1/2 x 1/4	500 1745	501 1608		502 4061	508 1188	100 <sup>^^</sup>
1/2 x 3/8	500 1780	501 1643	507 1171	502 4110	508 1237	100
5/8 x 3/8	500 1815			502 4131		100 <sup>^^</sup>
5/8 x 1/2	500 1850*	501 1713		502 4187		100



### Male Tee

HOSE ID x NPT (IN.)	PART NO. <i>NYLON</i>	PART NO. <i>PE</i>	PART NO. <i>NATURAL</i> <i>PP</i>	PART NO. <i>BLACK</i> <i>PP</i>	PACKAGE QUANTITY
3/16 x 1/8	500 4265		502 6028	508 3155	100
3/16 x 1/4	500 4335		502 6042		100 <sup>^^</sup>
1/4 x 1/8	500 4300	501 4023*			100
1/4 x 1/4	500 4370	501 4093*	502 6091		100 <sup>^^</sup>
1/4 x 3/8	500 4475				100
3/8 x 1/4	500 4405	501 4128*	502 6154	508 3281	100 <sup>^^</sup>
3/8 x 3/8	500 4510	501 4233*	502 6168		100 <sup>^^</sup>
3/8 x 1/2	500 4580*				100
1/2 x 1/4	500 4440				100
1/2 x 3/8	500 4545				10
1/2 x 1/2	500 4615	501 4338*	502 6259		50



### Barbed Tee

HOSE ID x HOSE ID x HOSE ID (IN.)	PART NO. <i>NYLON</i>	PART NO. <i>PE</i>	PART NO. <i>PVDF</i> *†	PART NO. <i>NATURAL</i> <i>PP</i>	PART NO. <i>BLACK</i> <i>PP</i>	PACKAGE QUANTITY EXCEPT PVDF†
1/8 x 1/8 x 1/8		501 4513 <sup>^</sup>		502 6483 <sup>^</sup>		100
5/32 x 5/32 x 5/32	500 4965* <sup>^</sup>			502 6546 <sup>^</sup>		100
3/16 x 3/16 x 3/16	500 5000 <sup>^</sup>	501 4618 <sup>^</sup>		502 6595 <sup>^</sup>	508 3722 <sup>^</sup>	100
3/16 x 3/8 x 3/8	500 5035*	501 4653		502 6616		100
1/4 x 1/4 x 1/4	500 5070	501 4688		502 6665	508 3792	100 or 200 <sup>##</sup>
1/4 x 3/8 x 3/8	500 5140	501 4758		502 6693	508 3820	100 <sup>^^</sup>
1/4 x 1/2 x 1/2	500 5175	501 4793		502 6707		100
5/16 x 5/16 x 5/16	500 5210	501 4828		502 6756	508 3883	100
3/8 x 3/8 x 3/8	500 5245	501 4898	507 3866	502 6805		100
3/8 x 1/2 x 1/2	500 5280*	501 4933*		502 6826		100
1/2 x 3/8 x 3/8	500 5315	501 4968		502 6875		100
1/2 x 1/2 x 1/2	500 5350	501 5003	507 3957	502 6896	508 4023	50
5/8 x 5/8 x 5/8	500 5385	501 5038		502 6945	508 4072	50
3/4 x 3/4 x 3/4	500 5420	501 5073	507 4055	502 6994		50
1 x 1 x 1	500 5455			502 7043		50

<sup>^</sup>Available in single-barb style only — actual product differs from illustration.

\*Limited stock availability; lead times and minimums may apply — call for details.

†PVDF fittings are packaged and sold in bags of 5,000 fittings per bag.

<sup>^^</sup>Nylon sold in quantities of 10 pcs; other materials (except PVDF) sold in quantities of 100 pcs.

<sup>##</sup>Nylon sold in quantities of 200 pcs; other materials (except PVDF) sold in quantities of 100 pcs.

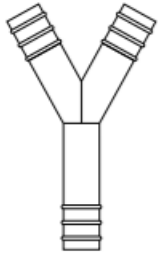


**FDA-APPROVED POLYPROPYLENE (FDA PP) Series 509**

- Excellent temperature and chemical resistance
- Material: polypropylene homopolymer, FDA approved ingredients
- Free of BPA
- California Prop 65 and EMEA 410 compliant
- Low profile ribs for easy assembly
- Lightweight
- Gamma sterilizable
- Widely used in industry and laboratories
- Maximum Operating Temperature\*\*: 207°F

Note: Older style barb, which differ from ribs, still exist in some inventory, depending on size.

\*\*Values listed at left are typical for the material used in manufacture, except where noted, and are meant only as a guide to aid in design. Field testing should be performed to find the actual values for your application. Clamps must be used in higher pressure applications; testing recommended.




**'Y' Connector**

PART NO.	HOSE ID (IN.)
509 0596	1/8
509 0631	3/16
509 0666	1/4
509 0701	3/8
509 0736	7/16
509 0771	1/2
509 0806	9/16

**Connector**

PART NO.	HOSE ID (IN.)
509 0106	1/8 – 7/32
509 0141	3/16 – 5/16
509 0176	1/4 – 3/8
509 0211	3/8 – 7/16
509 0246	7/16 – 9/16
509 0281	1/2 – 5/8

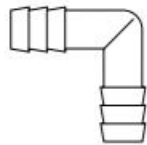
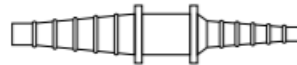


**4-Way Connector**

PART NO.	HOSE ID (IN.)
509 0946	1/8
509 0981	3/16
509 1016	1/4
509 1051*	3/8
509 1086	7/16
509 1121	1/2

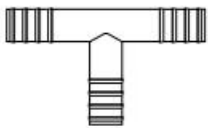
**Reducer Connector**

PART NO.	HOSE ID (IN.)
509 0421	1/8 – 5/16 and 1/4 – 7/16
509 0456	1/8 – 5/16 and 7/16 – 5/8



**Barbed 90° Elbow**

PART NO.	HOSE ID (IN.)
509 1681	1/8
509 1716	3/16
509 1751	1/4
509 1786	3/8
509 1891	9/16



**Barbed Tee**

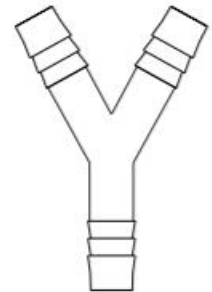
PART NO.	HOSE ID (IN.)
509 2031	1/8
509 2101	1/4
509 2171	7/16

\*Limited stock availability; lead times and minimums may apply — call for details.

Part numbers on this page beginning with 509 are sold in increments of 10 pieces.

**Other FDA-APPROVED POLYPROPYLENE Y FITTINGS**

- Precision molded of FDA-approved polypropylene random copolymer
- Meets USP Class VI standards; compliant with FDA 21 CFR 177.1520
- Smooth interior for unrestricted, uniform flow
- No mold parting lines or flashing
- Longer, more tapered lead barb slides easily into tubing and provides a secure attachment and reduced leakage
- Sterilizable by gamma radiation
- Three popular sizes stocked
- REACH, RoHS and California Prop 65 compliant
- Free of phthalates, BPA, animal derived ingredients and conflict minerals
- Max. Operating Temp.\*\*: 178°F
- Ideal for single-use/disposable tubing assemblies



PART NO.	SIZE (IN.)	PCS PER PACKAGE
502 7106	1/4	100
502 7120	3/8	50
502 7148	1/2	50

## ACCESSORIES



502 2521



502 2556 & 502 2591

### Pinch Clamp

- Chemical resistant
- Autoclavable
- One piece construction for easy operation; no sharp edges to damage tubing
- Free of animal derived ingredients and conflict minerals
- Accurate flow rate\*
- Gamma stable†
- Free of BPA; California Prop 65 compliant††

### Check Valve



- Prevents back flow of liquid when pressure is stopped
- Body made of polypropylene
- Internal gasket made of Dutral synthetic rubber
- Made from FDA approved ingredients
- Free of BPA and latex
- EMEA 410 compliant

PART NO. <i>POLYPROPYLENE</i>	PART NO. <i>POLYESTER</i>	TUBING OD (IN.)
502 2521		Fits up to 1/4
502 2556		Fits up to 1/2
	502 2591	Fits up to 3/4

PART NO.	TUBING ID (IN.)
509 2451	1/4 – 3/8
509 2465	7/16 – 5/8

\*Applies to 502 2556 and 502 2591 only. 502 2521 does not offer an adjustable flow rate; open or closed only.

†Applies to 502 2521 and 502 2591 only. Discoloration may occur from exposure.

††Applies to 502 2521 and 502 2556 only.

### Reinforced Nipples

- Made from glass fiber-reinforced nylon (yellow in color) or glass fiber-reinforced polypropylene (black in color)
- High impact strength yet much lighter in weight than metal
- Resistant to most hydrocarbons, solvents, mild acids, and agricultural chemicals
- Made to MIL-C-27487 dimensions; fully interchanged with other materials made to the same standard
- Electrically non-conductive

### Glass Fiber Reinforced Nylon

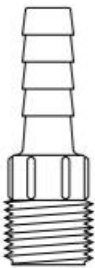
Temperature Range\*\*: -30°F to 200°F

Working Pressure\*\*: 1/2" thru 1" 175 psi  
1-1/4" thru 2" 150 psi

### Glass Fiber Reinforced Polypropylene

Temperature Range\*\*: 10°F to 180°F

Working Pressure\*\*: 1/2" thru 1" 125 psi  
1-1/4" thru 2" 100 psi



### Hose Nipples – Hose x MNPT

PART NO. <i>NYLON</i>	PART NO. <i>POLYPROPYLENE</i>	SIZE (IN.)
560 3297	561 3832	1/2
560 3325	561 3860	3/4
560 3353	561 3888	1
560 3381	561 3916	1-1/4
560 3409	561 3944	1-1/2
560 3437	561 3972	2

\*\*Values listed are typical for the material used in manufacture, except where noted, and are meant only as a guide to aid in design. Field testing should be performed to find the actual values for your application. Clamps must be used in higher pressure applications; testing recommended.

All items on this page sold in increments of 10 pieces.

# Cam Operated Couplings

## Plastic Cam Operated Couplings



### NYLON (Glass Fiber Reinforced)

- High impact strength at much lighter weight than metal counterparts
- Corrosion resistant
- Will not easily cross thread or seize on mating threads
- Electrically non-conductive
- Resistant to most hydrocarbons, solvents, mild acids, and agricultural chemicals
- Made to MIL-C-27487 dimensions — fully interchangeable with other materials made to the same standards

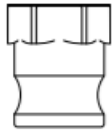
### POLYPROPYLENE (Glass Fiber Reinforced)

- Similar properties to nylon (above) yet more resistant to most acids than nylon couplings
- Made to MIL-C-27487 dimensions



Made in U.S.A.

#### Type A – Adapter x FNPT



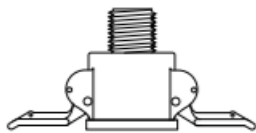
SIZE (IN.)	PART NO. NYLON	PART NO. PP
1/2	560 0077	561 0052
3/4	560 0105	561 0080*
1	560 0133	561 0108
1-1/4	560 0161*	561 0136*
1-1/2	560 0189	561 0164
2	560 0217	561 0192
3	560 0245	561 0220
4	560 0273	

#### Type E – Adapter x Hose Barb



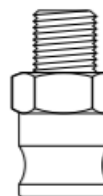
SIZE (IN.)	PART NO. NYLON	PART NO. PP
1/2	560 1561	561 1424
5/8	560 1589	
3/4	560 1617	561 1452
1	560 1645	561 1480
1-1/4	560 1673*	561 1508*
1-1/2	560 1701	561 1536
2	560 1729	561 1564
3	560 1757*	561 1592*
4	560 1785	

#### Type B – Coupler x MNPT



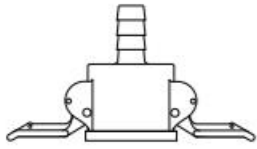
SIZE (IN.)	PART NO. NYLON	PART NO. PP
1/2	560 0385	561 0388
3/4	560 0413	561 0416
1	560 0441	561 0444
1-1/4	560 0469*	561 0472*
1-1/2	560 0497	561 0500
2	560 0525	561 0528
3	560 0553	561 0556
4	560 0581	

#### Type F – Adapter x MNPT



SIZE (IN.)	PART NO. NYLON	PART NO. PP
1/2	560 1953	561 1760
3/4	560 1981	561 1788
1	560 2009	561 1816
1-1/4	560 2037*	561 1844*
1-1/2	560 2065	561 1872
2	560 2093	561 1900
3	560 2121	561 1928
4	560 2149	





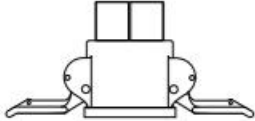
**Type C – Coupler x Hose Barb**

SIZE (IN.)	PART NO. NYLON	PART NO. PP
1/2	560 0749	561 0724
5/8	560 0777	
3/4	560 0805	561 0752
1	560 0833	561 0780
1-1/4	560 0861*	561 0808*
1-1/2	560 0889	561 0836
2	560 0917	561 0864
3	560 0945	561 0892
4	560 0973	



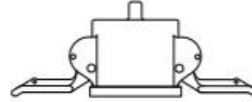
**Type DP – Plug**

SIZE (IN.)	PART NO. NYLON	PART NO. PP
3/4	560 2989*	561 3160
1	560 3017*	561 3188
1-1/2	560 3045*	561 3216
2	560 3073*	561 3244
3	560 3101*	561 3272
4	560 3129*	



**Type D – Coupler x FNPT**

SIZE (IN.)	PART NO. NYLON	PART NO. PP
1/2	560 1197	561 1088
3/4	560 1225	561 1116
1	560 1253	561 1144
1-1/4	560 1281*	561 1172*
1-1/2	560 1309	561 1200
2	560 1337	561 1228
3	560 1365	561 1256
4	560 1393	



**Type DC – Cap**

SIZE (IN.)	PART NO. NYLON	PART NO. PP
3/4	560 2681*	561 2488
1	560 2709*	561 2516
1-1/2	560 2737*	561 2544
2	560 2765*	561 2572
3	560 2793*	561 2600
4	560 2821*	

On 1/2" and 5/8" sizes, the coupler and adapter portion is made to the 3/4" standard, therefore these sizes will mate together.

On the 1-1/4" size, the coupler and adapter portion is made to the 1-1/2" standard, therefore these sizes will mate together.

\*Limited stock availability; lead times and minimums may apply – call for details.

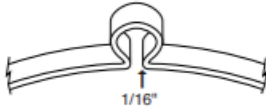
# Oetiker® Clamps

## Ear Type Clamps

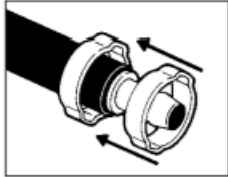


- Oetiker ear type clamps "breathe" and adapt to the expansion and contraction of hose affected by thermodynamics or aging — no need to retighten
- Clamps are lightweight and compact — important when bulky screw-type clamps interfere with limited-space applications
- Provides a tamper-proof seal without damage to the hose

When installing OETIKER EAR TYPE CLAMPS, each ear must be crimped as recommended to obtain a proper seal. An incorrect installation may impair the connection. If a clamp ear can be closed all the way, the clamp size selected is probably too big, and the next smaller clamp should be used.



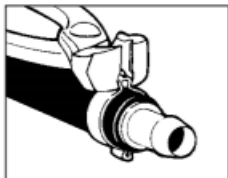
**to Apply:**



Position clamp on hose as shown.

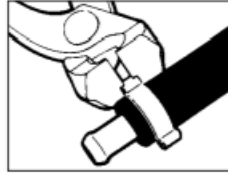


Give each ear a firm squeeze with your Oetiker Standard Jaw Pincers.



Where access to ear is difficult, use Oetiker Side Jaw or Narrow Jaw Pincers.

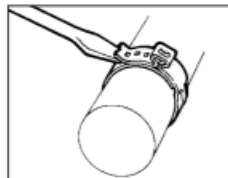
**to Remove:**



Grip outer edge of ear firmly and cut through with either pincers.



Cut ear by taking several small bites at its base with either pincers. Then grip ear firmly and twist off.



Stepless clamps may be easily removed by prying end up with a common

PART NO. STAINLESS STEEL	PART NO. ZINC PLATED	NOM. OD (IN.)	INCHES OPEN-CLOSED
582 0073	584 0072	3/8	.414 - .350
	584 0086	7/16	.444 - .381
582 0094	584 0093	15/32	.484 - .409
582 0101	584 0100	1/2	.524 - .449
582 0115	584 0114	35/64	.551 - .469
582 0122	584 0121	9/16	.571 - .496
582 0136	584 0135	5/8	.618 - .532
582 0150	584 0149	11/16	.669 - .594
582 0157	584 0156	23/32	.728 - .618
582 0164	584 0163	3/4	.779 - .669
582 0178	584 0177	13/16	.827 - .717
582 0192	584 0191	7/8	.890 - .780
582 0206	584 0205	15/16	.949 - .839
582 0220	584 0219	1	1.008 - .898
582 0234*	584 0233*	1-1/16	1.067 - .945
582 0248*	584 0247*	1-1/8	1.126 - 1.004
582 0262*	584 0261*	1-3/16	1.185 - 1.063
582 0276*	584 0275*	1-1/4	1.244 - 1.122
582 0290*	584 0289*	1-5/16	1.303 - 1.181
582 0304*	584 0303*	1-3/8	1.362 - 1.240
582 0318*	584 0317*	1-7/16	1.421 - 1.299
582 0325*		1-15/32	1.480 - 1.358
582 0332*	584 0331*	1-1/2	1.500 - 1.378
582 0346*	584 0345*	1-9/16	1.559 - 1.437

Larger sizes are available — call for details.

**Notes**

One Ear Special clamps are available through special order. These clamps feature a one-piece design made from spirally welded tubing to provide a strong grip with a smooth inner and outer band surfaces. The one-ear design allows for easy access. Call for details.

Because each application has its own set of variables, application pressures vary. Field testing should be performed to determine the actual maximum pressure for the application.

\*Limited stock availability; lead times and minimums may apply — call for details



## One Ear Stepless



- UNS S30400 (DIN 1.4301) stainless steel
- Patented design guarantees 360° seal preventing leaks on soft or thin walled hose or tubing
- One-ear design allows easy accessibility

PART NO.	NOM. OD (IN.)	INCHES OPEN-CLOSED
582 5351	9/32	.275 - .228
582 5365	5/16	.315 - .268
582 5379	11/32	.343 - .275
582 5393	3/8	.374 - .307
582 5400	25/64	.394 - .327
582 5407	13/32	.413 - .346
582 5435	15/32	.484 - .385
582 5449	1/2	.524 - .425
582 5463	17/32	.543 - .445
582 5470	35/64	.551 - .453
582 5477	9/16	.571 - .472
582 5505	5/8	.618 - .520
582 5533	11/16	.669 - .571
582 5547	23/32	.728 - .602
582 5561	3/4	.779 - .654
582 5617	7/8	.890 - .764
582 5645	15/16	.949 - .823
582 5673	1	1.008 - .882
582 5687	1-1/16	1.067 - .941
582 5701	1-1/8	1.126 - 1.000
582 5743*	1-5/16	1.303 - 1.177
582 5771*	1-7/16	1.421 - 1.295

## Two Ear



- UNS S30400 (DIN 1.4301) stainless steel or SAE 1008/1010 (DIN 1.0338) zinc plated carbon steel
- One-piece design made from spirally welded tubing

PART NO. STAINLESS STEEL	PART NO. ZINC PLATED	NOM. OD (IN.)	INCHES OPEN-CLOSED
582 2670*	584 2669*	5/32	.161 - .122
	584 2676*	11/64	.177 - .138
582 2684	584 2683	3/16	.197 - .118
582 2712	584 2711	1/4	.276 - .197
582 2740	584 2739	5/16	.354 - .276
582 2768	584 2767	3/8	.433 - .319
582 2824	584 2823	1/2	.512 - .433
582 2852	584 2851	9/16	.591 - .492
582 2866	584 2865	19/32	.669 - .551
582 2880	584 2879	5/8	.708 - .591
582 2936	584 2935	3/4	.787 - .638
582 2964	584 2963	13/16	.866 - .713
582 2992	584 2991	7/8	.906 - .752
582 3020	584 3019	15/16	.984 - .831
582 3048	584 3047	1	1.063 - .886
582 3062	584 3061	1-1/16	1.102 - .945
582 3076	584 3075	1-1/8	1.220 - 1.035
582 3118	584 3117	1-5/16	1.339 - 1.154
582 3146	584 3145	1-7/16	1.457 - 1.260
582 3160	584 3159	1-1/2	1.575 - 1.378

\*Limited stock availability; lead times and minimums may apply — call for details.

All Oetiker clamps sold in increments of 100 pieces.

## PINCERS



- Use for proper crimping of clamps
- Durable steel construction
- Three styles to select from



**Standard Jaw Pincer**

PART NO.

980 0182

3/4" jaw width



**Narrow Jaw Pincer**

PART NO.

980 1000

3/8" jaw width for tight areas



**Side Jaw Pincer**

PART NO.

980 0203

Dual-purpose design allows clamps to be applied or removed in confined areas with pincers held parallel to the hose. May also be used like Standard Jaw Pincers; 3/4" jaw width.

# Kwik Clamp™

Nylon Double Bond Hose Clamps





- Made of durable, black nylon 6-6, a U.L. Recognized Component
- Will not rust or corrode
- Easy to install and remove with hose in place; reusable
- Handles temperatures from -40°F to 340°F\*\*
- Handles most moderate non-hydraulic pressure applications
- Patented double row of teeth ensures a strong bond that will not vibrate loose
- RoHS compliant
- Heat and light stabilized

PART NO.	MIN. (IN.)	MAX. (IN.)	BAND WIDTH (IN.)	BAND THICKNESS (IN.)
570 0072	.220	.256	.17	.055
570 0149	.256	.311	.18	.063
570 0226	.311	.362	.18	.063
570 0303	.362	.406	.18	.067
570 0380	.402	.465	.23	.067
570 0457	.472	.543	.24	.067
570 0534	.516	.594	.28	.079
570 0611	.591	.673	.28	.079
570 0688	.670	.752	.27	.083
570 0765	.713	.811	.28	.083
570 0842	.799	.906	.25	.083
570 0919	.874	.980	.28	.079
570 0996	.965	1.087	.28	.083
570 1073	1.043	1.161	.29	.087
570 1150	1.134	1.268	.35	.079
570 1227	1.260	1.370	.36	.087
570 1304	1.350	1.492	.35	.083
570 1381*	1.496	1.614	.36	.083
570 1458	1.580	1.740	.35	.087
570 1535	1.701	1.819	.35	.087
570 1612*	1.811	1.988	.35	.083
570 1689	1.909	2.118	.35	.083
570 1766*	2.087	2.224	.35	.083
570 1843*	2.165	2.382	.37	.091
570 1997*	2.591	2.823	.36	.102
570 2074*	2.756	2.969	.36	.102
570 2151*	2.941	3.169	.36	.102
570 2228*	3.142	3.346	.35	.114
570 2305*	3.350	3.567	.35	.102
570 2382*	3.846	4.020	.34	.102
570 2459*	4.146	4.402	.35	.102

### Notes

KWIK CLAMPS are typically stored and shipped with a small amount of water. This helps to maintain physical properties and prevents the clamps from drying and/or cracking prior to use. Water does not harm the product.

\*\*Values listed are typical for the material used in manufacture, except where noted, and are meant only as a guide to aid in design. Field testing should be performed to find the actual values for your application. Clamps must be used in higher pressure applications; testing recommended.

\*Limited stock availability; lead times and minimums may apply — call for details.  
**All part numbers up to and including 570 1304 sold in bags of 100 pieces.**  
**All others sold in bags of 50 pieces.**

# Natural Nylon THERMOBARB® PLASTIC FITTINGS

- Formulated to resist physical stress and abrasion
- Material: nylon 6 compound, NSF-51 and NSF-61 listed; FDA-approved ingredients
- Free of animal derived ingredients and conflict minerals
- Maximum Operating Temperature\*\*: 149°F
- Excellent mechanical properties and strength
- Limited styles in 1-1/4" and 1-1/2" sizes are available; call for details

## Recommended Clamps

- Oetiker® ear type clamps
- Kwik Clamp(TM) nylon double bond hose clamps
- Stainless steel worm gear clamps

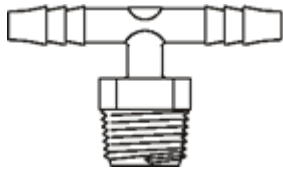
Order Online from [www.professionalplastics.com](http://www.professionalplastics.com)

Call (888) 995-7767 or [sales@proplas.com](mailto:sales@proplas.com)

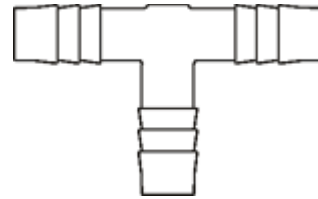
\*\*Values listed are typical and are meant only to aid in design. Field testing should be performed to find the actual values for the application. Clamps must be used in higher pressure applications.

## THERMOBARB- Natural Nylon Multi-Barbed Fittings

Note: Actual product may appear different than shown in drawings



Nylon Male Tee



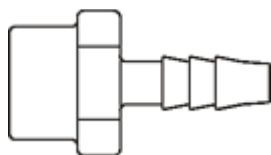
Nylon Barbed Tee

Product Number	Note	Dimensions(Hose ID x Thread)	Package Quantity
5004265		3/16 x 1/8 NPT	100
5004300		1/4 x 1/8 NPT	100
5004335		3/16 x 1/4 NPT	10
5004370		1/4 x 1/4 NPT	10
5004405		3/8 x 1/4 NPT	10
5004440		1/2 x 1/4 NPT	100
5004475		1/4 x 3/8 NPT	100
5004510		3/8 x 3/8 NPT	10
5004545		1/2 x 3/8 NPT	10
5004580	[B]	3/8 x 1/2 NPT	100
5004615		1/2 x 1/2 NPT	50

Product Number	Note	Dimensions(Hose ID)	Package Quantity
5004895	[B][AY]	1/8 x 1/8 x 1/8	100
5004965	[B] [AY]	5/32 x 5/32 x 5/32	100
5005000	[AY]	3/16 x 3/16 x 3/16	100
5005035	[B]	3/16 x 3/8 x 3/8	100
5005070		1/4 x 1/4 x 1/4	200
5005140		1/4 x 3/8 x 3/8	10
5005175		1/4 x 1/2 x 1/2	100
5005210		5/16 x 5/16 x 5/16	100
5005245		3/8 x 3/8 x 3/8	100
5005280	[B]	3/8 x 1/2 x 1/2	100
5005315		1/2 x 3/8 x 3/8	100
5005350		1/2 x 1/2 x 1/2	50
5005385		5/8 x 5/8 x 5/8	50
5005420		3/4 x 3/4 x 3/4	50
5005455		1 x 1 x 1	50

[B] Limited stock item; lead times and minimums may apply --call for details.  
[AY] Available in single barb style only

[B] Limited stock item; lead times and minimums may apply --call for details.  
[AY] Available in single barb style only

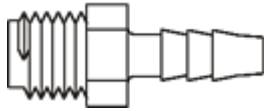


Nylon Female Adapter

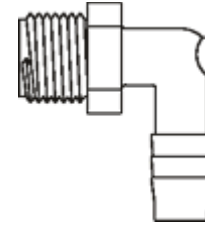
Product Number	Note	Dimensions(Hose ID x Thread)	Package Quantity
5005861	[AY]	3/16 ID x 1/8 FNPT	100
5005868	[AY]	3/16 x 1/4 FNPT	100
5005903		1/4 x 1/4 FNPT	100

5005966		3/8 x 1/8 FNPT	100
5005973		3/8 x 1/4 FNPT	100
5005980		3/8 x 3/8 FNPT	100
5005987		3/8 x 1/2 FNPT	100
5006022		1/2 x 1/4 FNPT	100
5006029		1/2 x 3/8 FNPT	100
5006036		1/2 x 1/2 FNPT	100
5006064		5/8 x 1/2 FNPT	50
5006106		3/4 x 3/4 FNPT	50

[B] Limited stock item; lead times and minimums may apply --call for details.  
 [AY] Available in single barb style only



**Nylon Male Adapter**



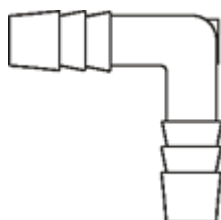
**Nylon Male Elbow**

Product Number	Note	Dimensions(Hose ID x Thread)	Package Quantity
5000030		3/16 x 1/8 NPT	100
5000065		1/4 x 1/8 NPT	100
5000135		3/8 x 1/8 NPT	100
5000170		3/16 x 1/4 NPT	100
5000205		1/4 x 1/4 NPT	100
5000240		5/16 x 1/4 NPT	100
5000275		3/8 x 1/4 NPT	100
5000310		1/2 x 1/4 NPT	100
5000345		1/4 x 3/8 NPT	10
5000415		3/8 x 3/8 NPT	10
5000450		1/2 x 3/8 NPT	100
5000485		5/8 x 3/8 NPT	100
5000555	[B]	1/4 x 1/2 NPT	100
5000590		3/8 x 1/2 NPT	100
5000625		1/2 x 1/2 NPT	10
5000660		5/8 x 1/2 NPT	50
5000695		3/4 x 1/2 NPT	50
5000730		1 x 1/2 NPT	50
5000800		3/8 x 3/4 NPT	100
5000835		1/2 x 3/4 NPT	100
5000870		5/8 x 3/4 NPT	50
5000905		3/4 x 3/4 NPT	50
5000940		1 x 3/4 NPT	50
5000975	[B]	3/4 x 1 NPT	50
5001010		1 x 1 NPT	50

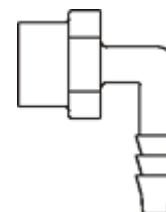
Product Number	Note	Dimensions(Hose ID x Thread)	Package Quantity
5003215		3/16 x 1/8 NPT	100
5003250		1/4 x 1/8 NPT	100
5003285		5/16 x 1/8 NPT	100
5003320		3/8 x 1/8 NPT	10
5003355	[AY]	3/16 x 1/4 NPT	100
5003390		1/4 x 1/4 NPT	200
5003425		5/16 x 1/4 NPT	100
5003460		3/8 x 1/4 NPT	100
5003495		1/2 x 1/4 NPT	100
5003530		1/4 x 3/8 NPT	100
5003565		3/8 x 3/8 NPT	100
5003600		1/2 x 3/8 NPT	100
5003670	[B]	1/4 x 1/2 NPT	100
5003705		3/8 x 1/2 NPT	100
5003740		1/2 x 1/2 NPT	100
5003775		5/8 x 1/2 NPT	50
5003810		3/4 x 1/2 NPT	50
5003845		1 x 1/2 NPT	50
5003950		1/2 x 3/4 NPT	50
5003985		5/8 x 3/4 NPT	50
5004020		3/4 x 3/4 NPT	50
5004055		1 x 3/4 NPT	50
5004090		1 x 1 NPT	50

[B] Limited stock item; lead times and minimums may apply --call for details.  
 [AY] Available in single barb style only

[B] Limited stock item; lead times and minimums may apply --call for details.  
 [AY] Available in single barb style only



**Nylon Barbed Elbow**



**Nylon Female Elbow**

Product Number	Dimensions(Hose ID)	Package Quantity
5002795	1/4 x 1/4	100

Product Number	Dimensions(Hose ID x Thread)	Package Quantity

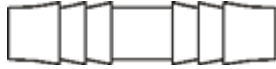


5002830	3/8 x 3/8	100
5002865	1/2 x 1/4	100
5002900	1/2 x 3/8	100
5002935	1/2 x 1/2	100
5002970	5/8 x 5/8	50
5003005	3/4 x 3/4	50
5003040	1 x 1	50

5005567	1/4 x 1/8 FNPT	100
5005574	1/4 x 1/4 FNPT	100
5005637	3/8 x 1/8 FNPT	100
5005644	3/8 x 1/4 FNPT	100
5005651	3/8 x 3/8 FNPT	100
5005686	1/2 x 1/4 FNPT	100
5005693	1/2 x 3/8 FNPT	100
5005700	1/2 x 1/2 FNPT	100

[B] Limited stock item; lead times and minimums may apply --call for details.  
 [AY]Available in single barb style only

[B] Limited stock item; lead times and minimums may apply --call for details.  
 [AY]Available in single barb style only



**Nylon Connector**

Product Number	Note	Dimensions(Hose ID)	Package Quantity
5001185	[AY]	1/8	100
5001220		3/16	100
5001255		1/4	100
5001290		5/16	100
5001325		3/8	100
5001360		1/2	100
5001395	[B]	5/8	50
5001430		3/4	100
5001465	[B]	1	50


[B] Limited stock item; lead times and minimums may apply --call for details.  
 [AY] Available in single barb style only



**Nylon Reducer Connector**

Product Number	Note	Dimensions(Hose ID)	Package Quantity
5001640		1/4 x 1/8	100
5001675		1/4 x 3/16	10
5001710		3/8 x 1/4	100
5001745		1/2 x 1/4	10
5001780		1/2 x 3/8	100
5001815		5/8 x 3/8	10
5001850	[B]	5/8 x 1/2	100

[B] Limited stock item; lead times and minimums may apply --call for details.  
 [AY]Available in single barb style only



**Nylon Reducer Nipple**

Product Number	Note	Dimensions(Thread)	Package Quantity
5002375		1/4 NPT x 1/8 NPT	100
5002480		3/8 NPT x 1/4 NPT	10
5002515		1/2 NPT x 1/4 NPT	100
5002550		1/2 NPT x 3/8 NPT	100
5002620		3/4 NPT x 1/2 NPT	50

[B] Limited stock item; lead times and minimums may apply --call for details.  
 [AY]Available in single barb style only



**Nylon Nipple**

Product Number	Note	Dimensions(Thread)	Package Quantity
5002025		1/8 NPT	100
5002060		1/4 NPT	100
5002130		1/2 NPT	100
5002165		3/4 NPT	50

[B] Limited stock item; lead times and minimums may apply --call for details.  
 [AY]Available in single barb style only